


Wireless AC1200 Wave 2 In-Wall PoE Access Point

Converts any Ethernet wall socket into a high-speed AC Wave 2 Wi-Fi access point, delivering simultaneous dual-band 2x2 MIMO technology to hospitality, education and municipalities.

DAP-2622

- New generation IEEE 802.11ac Wave 2 wireless with high-speed 1200 Mbps throughput¹
- Powerful management, monitoring, and troubleshooting functionality with Nuclias Connect
- Flexible access through web (HTTP), SSL, SSH and Telnet
- Three LAN ports offer expansive backhaul to your wired network, eliminating bottlenecks at the AP
- Support for Power over Ethernet 802.3at means fewer wires, for cleaner and easier deployment
- Stay secure with WPA2/WPA™ Personal & Enterprise wireless encryption
- Supports multiple AP modes for performance optimisation based on your network's needs
- MAC address filtering and WLAN partitioning ensure ultimate control of your network
- Captive portal with industry-standard authentication for enhanced access management
- Wall-plate design for installation on Ethernet wall sockets
- Compatible with both US and EU power outlets
- Features a PoE Out port for powering an additional PoE-capable device and connecting them to the network²



Nuclias Connect



Free-to-Download Management Software



Inexpensive Hardware Controller



Searchable Event Log and Change Log



License-Free Access Points



Traffic Reporting & Analytics



Authentication via Customizable Captive Portal, 802.1x and RADIUS Server, POP3, LDAP, AD



Backwards-Compatibility



Remote Config. & Batch Config.



Multilingual Support



Intuitive Interface



Multi-Tenant & Role-Based Administration



Payment Gateway (Paypal) Integration and Front-Desk Ticket Management

General

Device Interfaces	1 x 10/100/1000 Mbps Gigabit PoE Uplink Port, 1 x 10/100/1000 Mbps Gigabit PoE Out Downlink Port, 1 x 10/100/1000 Mbps Gigabit Ethernet Downlink Port
LEDs	Power/Status
Antennas	2 x internal
Antennas Gain	2.8 dBi for 2.4 GHz 4.1 dBi for 5 GHz
Maximum Output Power	20 dbm for 2.4 GHz 20 dbm for 5 GHz
Data Signal Rate ¹	Up to 1200 Mbps

Functionality


Standards	IEEE 802.11a/b/g/n/ac, IEEE 802.3u/ab, IEEE 802.3az Energy-Efficient Ethernet (EEE), IEEE 802.3at Power over Ethernet
Operating Frequency	2.4 to 2.4835 GHz, 5.15 to 5.85 GHz
Security Protocol	WPA2/WPA™ Personal/Enterprise, WEP 64/128-bit, SSID broadcast disable, MAC address access control, internal RADIUS server

Software

Network Management	Telnet, Secure Telnet (SSH), Web (HTTP), Secure Socket Layer (SSL), Traffic control, D-Link Nuclias Connect
--------------------	---

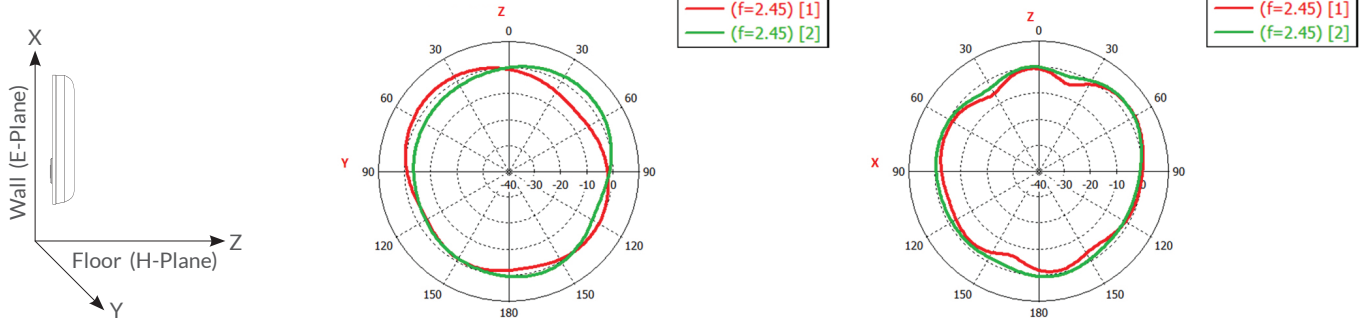
Physical

Power Supply	IEEE 802.3at PoE
Max. Power Consumption	9.5 W, 21.5 W (including PoE output)
MTBF	> 30,000 hours
Operating Temperature	0 °C to 40 °C (32 °F to 104 °F)
Storage Temperature	-20 °C to 65 °C (-4 °F to 149 °F)
Operating Humidity	10% to 90%
Storage Humidity	5% to 95%
Weight	212 g (0.47 lb) without mounting base, 250.9 g (0.49 lb) with mounting base
Dimensions	154.1 x 95 x 27.4 mm (6 x 3.7 x 1 in)
Certifications	CE, FCC

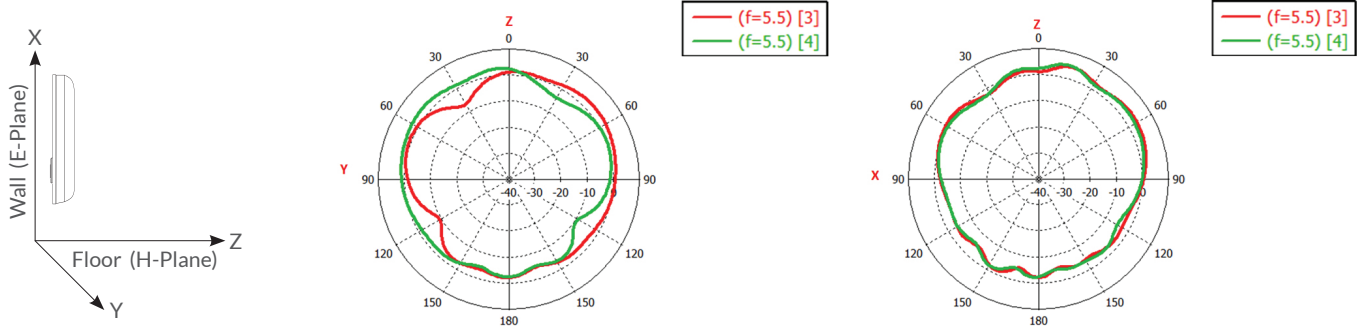


Orientation	H-Plane	E-Plane
-------------	---------	---------

2.4 GHz Wall Mounted



5 GHz Wall Mounted



¹ Maximum wireless signal rate derived from IEEE standard 802.11 and 802.11ac specifications. Actual data throughput will vary. Network conditions and environmental factors, including volume of network traffic, building materials and construction, and network overhead, lower actual data throughput rate. Environmental factors may adversely affect wireless signal range..

² The DAP-2622's PoE Out port supports a maximum of 12 W.